




Fusion™

OMNI-TOME

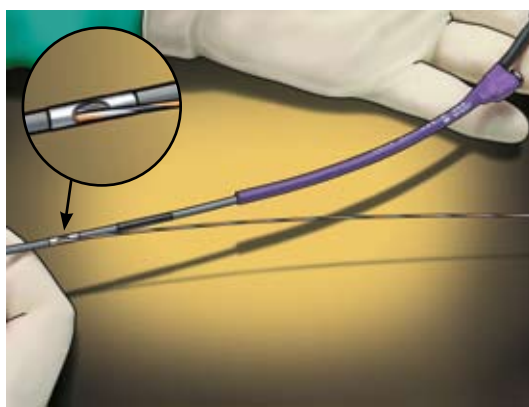


QUICK REFERENCE GUIDE

ALWAYS

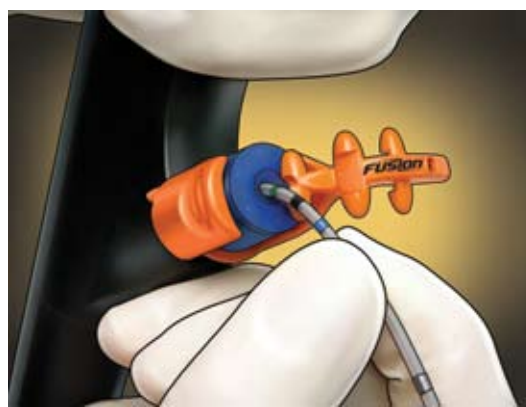
- 1) Lubricate the top of the Fusion Wire Guide Locking Device cap with water soluble lubricant.
- 2) Flush the wire guide lumen of the OMNI device prior to inserting the wire guide. Cover the Wire Control Port with the black slide cover or your thumb prior to flushing.

STEP 1



Insert the wire guide into the Wire Control Port.

STEP 2



The OMNI device tip is soft. Gently put the tip into the wire lock cap so that it slides past the internal seal in the cap.

STEP 3




For physician wire guide control, Pop and Zip the wire guide down to the wire guide locking device. Hold the catheter and the wire guide in one hand and use opposite thumb to abruptly "Pop" the wire guide through the Breakthrough Channel at the Wire Control Port.



As an alternative method, use the Zip Tool. Hold the catheter and the wire guide in one hand and use the Zip Tool to abruptly "Pop" the wire guide through the Breakthrough Channel at the Wire Control Port.

STEP 4



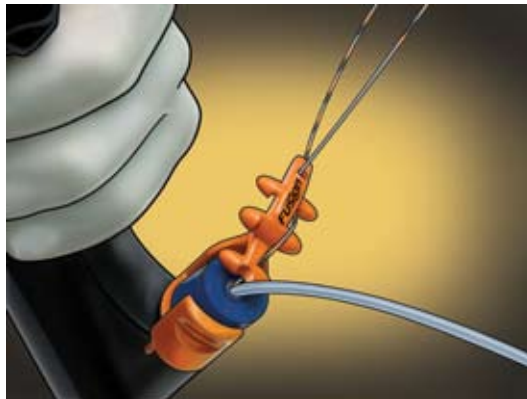
Continue to Zip the wire guide out of the Breakthrough Channel with thumb **or** Zip Tool while continuing to hold the catheter and wire guide in the opposite hand.

STEP 5



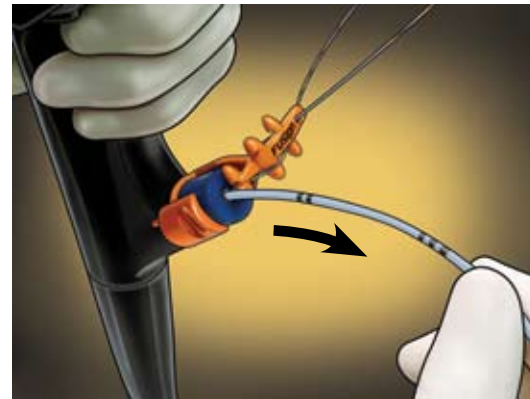
The physician now has wire guide control.

STEP 6



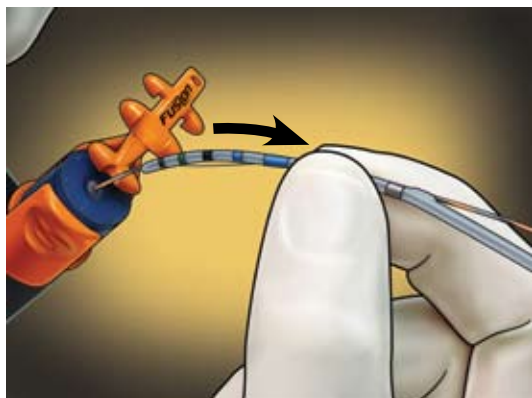
Once wire guide access is achieved the wire should be locked to the locking device. Weave the wire guide in a "under-over-under" pattern and place the tail of the wire guide into the wire-tail port.

STEP 7



To Zip the OMNI device out of the scope ensure the elevator is **down**. Pull the device upwards out of the scope until the radiopaque band reaches the cap.

STEP 8



Unlock the wire guide and perform the exchange to remove the OMNI device from the wire guide.

STEP 9



Lock the wire guide to the locking device. Weave the wire guide in a "under-over-under" pattern and place the tail of the wire guide into the wire-tail port. Proceed with the next Fusion device.

Refer to current instructions for detailed system use.



COOK ENDOSCOPY
4900 Bethania Station Road, Winston-Salem, NC 27105 U.S.A.
Phone: 336 744-0157, Toll Free: (USA) 800 457-4500, Fax: 336 744-5231
Fusion is a trademark of Cook Medical.
Cook is a registered trademark of Cook Incorporated.

© 2007 Cook Medical

www.cookmedical.com