

# ShortShot<sup>®</sup>

SAEED HEMORRHOIDAL MULTI-BAND LIGATOR WITH TRIVIEW<sup>®</sup> ANOSCOPE

## Equipment Needed

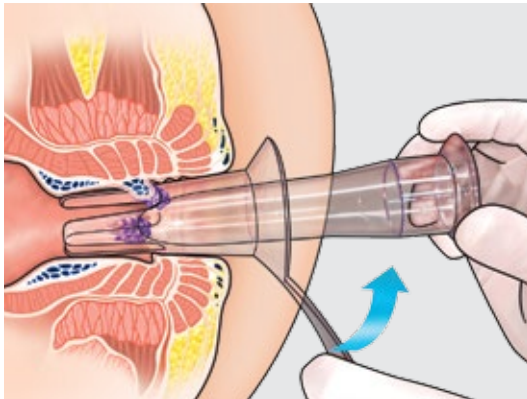
- Medical Grade Suction Equipment
- Source of Illumination
- Water-Soluble Lubricant

## Preparation

**Anoscope** - Prior to procedure, test maneuverability of ShortShot barrel in lumen of anoscope.

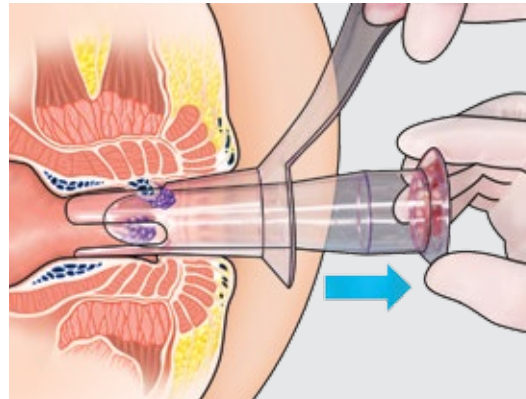
**Ligation Bander** - Connect suction tube from suction unit to graduated connector at bottom of ligator handle. Place finger on suction port and verify suction is present at tip of ligator barrel. Ensure settings on suction unit are appropriate for suction of hemorrhoids into tip of ligator barrel. Device is now ready for ligation of hemorrhoids.

## Step 1



Anoscope with obturator comes assembled in package. Remove obturator from anoscope and reinsert before use to ensure proper function. Lubricate anoscope and obturator and insert them into patient's anus. Rotate anoscope in anus so handle is aligned upwards towards patient's spine.

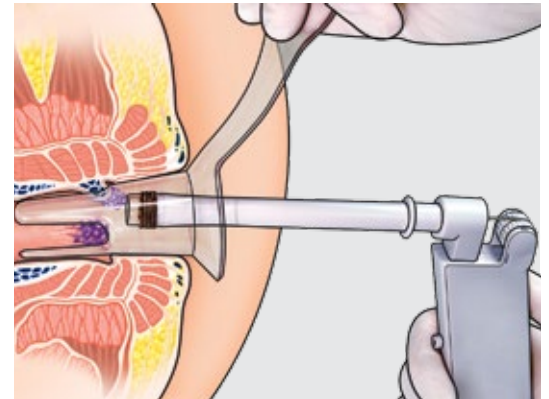
## Step 2



Remove obturator from anoscope and inspect lumen. Up to three internal hemorrhoids will be aligned in the three slots of anoscope. Slots are designed to coincide with anatomical location of hemorrhoids in most adults. It may be necessary to rotate anoscope a small amount in either direction to encourage any swollen hemorrhoids to fall into place.

**Note:** This anoscope may be used in patients with fewer than three hemorrhoids.

## Step 3



Insert device into lumen of the anoscope.

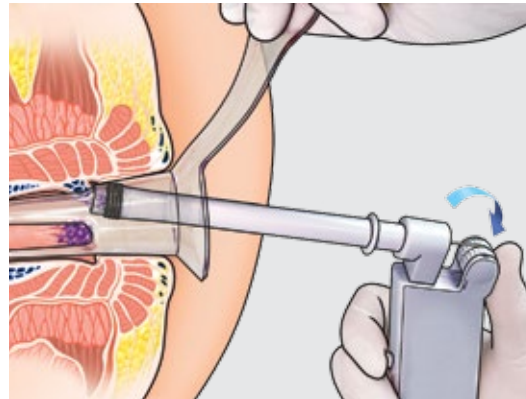
**Caution:** Do not cover suction port prior to achieving desired ligation position.

## Step 4



After full contact is made between barrel tip of ligator and hemorrhoid, suction hemorrhoid into ligator by covering suction port.

## Step 5



Maintain suction of hemorrhoid by keeping suction port covered. Deploy band by slowly rotating spool downward until tension is released.

## Step 6

Uncover suction port of ligator to relieve suction on hemorrhoid. This will allow ligated hemorrhoid to release from tip of device. Withdraw device.

## Step 7

Repeat ligation process on remaining hemorrhoids, if any. If more than 4 bands are required to complete treatment, use an additional device.

## Step 8

Upon completion of procedure, remove ligator and anoscope from patient. It is not necessary to reinsert obturator into anoscope to remove.

## Step 9

Dispose of devices per institutional guidelines for biohazardous medical waste.

**Refer to current instructions for use for more information.**

### Customer Service

EU Website: [cookmedical.eu](http://cookmedical.eu)  
EDI: [cookmedical.eu/edi](http://cookmedical.eu/edi)  
Distributors: +353 61239240, [ssc.distributors@cookmedical.com](mailto:ssc.distributors@cookmedical.com)  
Austria: +43 179567121, [oe.orders@cookmedical.com](mailto:oe.orders@cookmedical.com)  
Belgium: +32 27001633, [be.orders@cookmedical.com](mailto:be.orders@cookmedical.com)  
Denmark: +45 38487607, [da.orders@cookmedical.com](mailto:da.orders@cookmedical.com)  
Finland: +358 972519996, [fi.orders@cookmedical.com](mailto:fi.orders@cookmedical.com)  
France: +33 171230269, [fr.orders@cookmedical.com](mailto:fr.orders@cookmedical.com)  
Germany: +49 6950072804, [de.orders@cookmedical.com](mailto:de.orders@cookmedical.com)  
Hungary: +36 17779199, [hu.orders@cookmedical.com](mailto:hu.orders@cookmedical.com)  
Ireland: +353 61239252, [ie.orders@cookmedical.com](mailto:ie.orders@cookmedical.com)  
Italy: +39 0269682853, [it.orders@cookmedical.com](mailto:it.orders@cookmedical.com)  
Netherlands: +31 202013367, [nl.orders@cookmedical.com](mailto:nl.orders@cookmedical.com)  
Norway: +47 23162968, [no.orders@cookmedical.com](mailto:no.orders@cookmedical.com)  
Spain: +34 912702691, [es.orders@cookmedical.com](mailto:es.orders@cookmedical.com)  
Sweden: +46 858769468, [se.orders@cookmedical.com](mailto:se.orders@cookmedical.com)  
Switzerland - French: +41 448009609, [fr.orders@cookmedical.com](mailto:fr.orders@cookmedical.com)  
Switzerland - Italian: +41 448009609, [it.orders@cookmedical.com](mailto:it.orders@cookmedical.com)  
Switzerland - German: +41 448009609, [de.orders@cookmedical.com](mailto:de.orders@cookmedical.com)  
United Kingdom: +44 2073654183, [uk.orders@cookmedical.com](mailto:uk.orders@cookmedical.com)

USA Website: [cookmedical.com](http://cookmedical.com)  
EDI: [cookmedical.com/edi.do](http://cookmedical.com/edi.do)  
**Americas:**  
Phone: +1 812.339.2235, 800.457.4500, Fax: 800.554.8335  
E-mail: [orders@cookmedical.com](mailto:orders@cookmedical.com)  
**Australia:**  
Phone: +61 734346000, 1800777222, Fax: +61 734346001, 1800077283  
E-mail: [cau.custserv@cookmedical.com](mailto:cau.custserv@cookmedical.com)

