

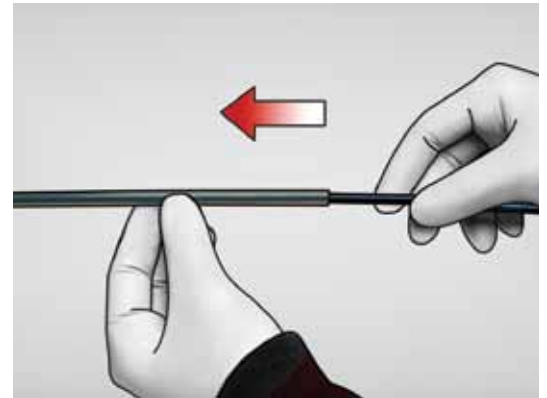
Evolution® Duodenal

CONTROLLED-RELEASE STENT - UNCOVERED

Features



Step 1



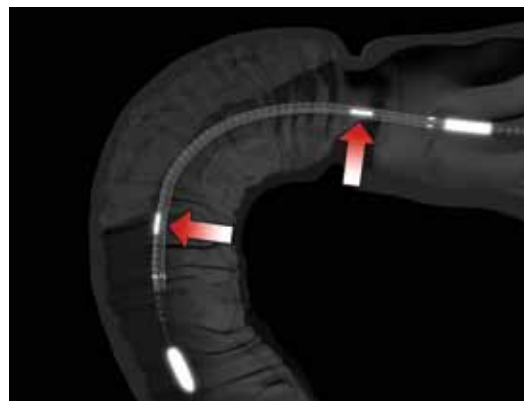
Remove protective tubing from stent.

Step 2



Introduce delivery system in short increments over wire guide, into accessory channel, until it is endoscopically visualized exiting scope.
Note: Minimum accessory channel 3.7 mm

Step 3a




Fluoroscopically position radiopaque markers on inner catheter beyond extremities of stricture to be crossed.

Step 3b



Note: Yellow marker on the delivery system located at proximal end of stent can also serve as an endoscopic/fluoroscopic reference for positioning of the proximal (nearest user) end of the stent relative to the stricture.

Step 4



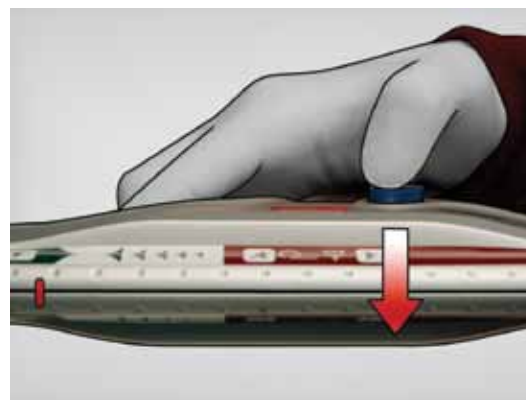
Confirm desired stent position fluoroscopically and deploy stent by removing red safety guard from handle. Continue deploying stent by squeezing trigger.

Step 5a



If repositioning is required during deployment, it is possible to recapture stent. **Note:** It is not possible to recapture stent after passing point-of-no-return, indicated when the stent deployment indicator on top of introducer has passed point-of-no-return indicator on handle.

Step 5b



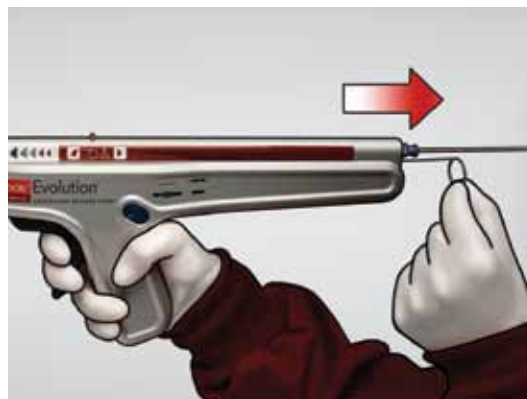
To recapture stent, push directional button on side of delivery system to opposite side. **Note:** Hold thumb on button when squeezing trigger for first time to recapture. Continue squeezing trigger as required to recapture stent by desired amount.

Step 6



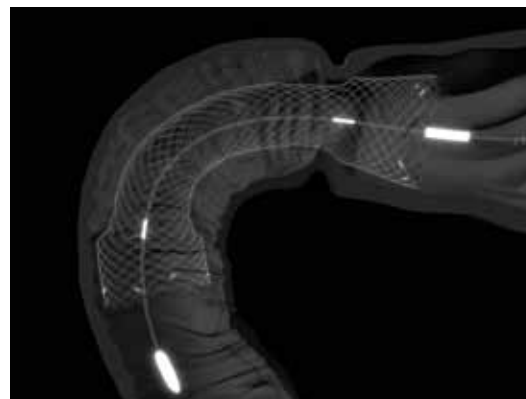
To resume deployment, push directional button to opposite side again and hold button for first stroke while squeezing trigger.

Step 7



When stent point-of-no-return has been passed, pull safety wire out of delivery handle near wire guide port. Continue deploying stent by squeezing trigger.

Step 8



After deployment, fluoroscopically confirm stent expansion. Once expansion is confirmed, introduction system can be safely removed.

Refer to current instructions for detailed system use.

Customer Service

EMEA: EDI - www.cookmedical.com/edi.do
 Distributors: +353 61239240, ssc.distributors@cookmedical.com
 Austria: +43 179567121, oe.orders@cookmedical.com
 Belgium: +32 27001633, be.orders@cookmedical.com
 Denmark: +45 38487607, da.orders@cookmedical.com
 Finland: +358 972519996, fi.orders@cookmedical.com
 France: +33 171230269, fr.orders@cookmedical.com
 Germany: +49 6950072804, de.orders@cookmedical.com
 Hungary: +36 17779199, hu.orders@cookmedical.com
 Ireland: +353 61239252, ie.orders@cookmedical.com
 Italy: +39 0269682853, it.orders@cookmedical.com
 Netherlands: +31 202013367, nl.orders@cookmedical.com
 Norway: +47 23162968, no.orders@cookmedical.com
 Spain: +34 912702691, es.orders@cookmedical.com
 Sweden: +46 858769468, se.orders@cookmedical.com
 Switzerland - French: +41 448009609, fr.orders@cookmedical.com
 Switzerland - Italian: +41 448009609, it.orders@cookmedical.com
 Switzerland - German: +41 448009609, de.orders@cookmedical.com
 United Kingdom: +44 2073654183, uk.orders@cookmedical.com

www.cookmedical.com

Americas: EDI - www.cookmedical.com/edi.do
 Phone: +1 812.339.2235, 800.457.4500, Fax: 800.554.8335
 E-mail: orders@cookmedical.com
Australia:
 Phone: +61 738411188, 1800777222, Fax: +61 738411288, 1800077283
 E-mail: cau.custserv@cookmedical.com

